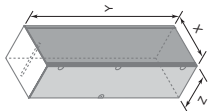


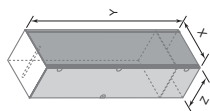
**TIPOLOGIA A/TYPE A**  
 Armadietto spogliatoio con divisione sporco/pulito e 2 ripiani spogliatoio a 2 ganci appendiabiti.  
 Double-tier locker with clean/dirty compartments.  
 Fitted out with bar and 2 clothes hooks.

	A1	A2	A3	A4	A5*	A6*	A7*	A8*
<b>X</b>	500	500	500	500	500	500	500	500
<b>Y</b>	1' 7" 11/16	1' 7" 11/16	1' 7" 11/16	1' 7" 11/16	1' 7" 11/16	1' 7" 11/16	1' 7" 11/16	1' 7" 11/16
<b>Z</b>	1' 11" 13/16	1' 11" 13/16	1' 11" 13/16	1' 11" 13/16	1' 11" 13/16	1' 11" 13/16	1' 11" 13/16	1' 11" 13/16



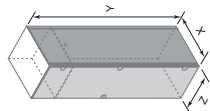
**TIPOLOGIA B/TYPE B**  
 Armadietto spogliatoio con asta e gancio appendiabiti.  
 Locker fitted out with bar and clothes hook.

	B1	B2	B3	B4	B5*	B6*	B7*	B8*
<b>X</b>	500	500	500	500	500	500	500	500
<b>Y</b>	1' 7" 11/16	1' 7" 11/16	1' 7" 11/16	1' 7" 11/16	1' 7" 11/16	1' 7" 11/16	1' 7" 11/16	1' 7" 11/16
<b>Z</b>	1' 11" 13/16	1' 11" 13/16	1' 11" 13/16	1' 11" 13/16	1' 11" 13/16	1' 11" 13/16	1' 11" 13/16	1' 11" 13/16



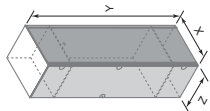
**TIPOLOGIA C/TYPE C**  
 Armadietto spogliatoio con ripiano divisione calzature, asta e un gancio appendiabiti.  
 Locker fitted out with shoe rack, bar and clothes hook.

	C1	C2	C3	C4	C5*	C6*	C7*	C8*
<b>X</b>	500	500	500	500	500	500	500	500
<b>Y</b>	1' 7" 11/16	1' 7" 11/16	1' 7" 11/16	1' 7" 11/16	1' 7" 11/16	1' 7" 11/16	1' 7" 11/16	1' 7" 11/16
<b>Z</b>	1' 11" 13/16	1' 11" 13/16	1' 11" 13/16	1' 11" 13/16	1' 11" 13/16	1' 11" 13/16	1' 11" 13/16	1' 11" 13/16



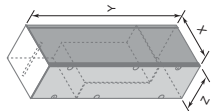
**TIPOLOGIA D/TYPE D**  
 Armadietto spogliatoio con ripiano portaoggetti, asta e un gancio appendiabiti.  
 Locker fitted out with shelf, bar and clothes hook.

	D1	D2	D3	D4	D5*	D6*	D7*	D8*
<b>X</b>	500	500	500	500	500	500	500	500
<b>Y</b>	1' 7" 11/16	1' 7" 11/16	1' 7" 11/16	1' 7" 11/16	1' 7" 11/16	1' 7" 11/16	1' 7" 11/16	1' 7" 11/16
<b>Z</b>	1' 11" 13/16	1' 11" 13/16	1' 11" 13/16	1' 11" 13/16	1' 11" 13/16	1' 11" 13/16	1' 11" 13/16	1' 11" 13/16



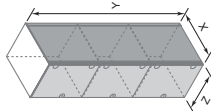
**TIPOLOGIA E/TYPE E**  
 Armadietto spogliatoio 2 ripiani intermedi e asta con un gancio appendiabiti.  
 Double-tier locker fitted out with bar and clothes hook.

	E1	E2	E3	E4	E5*	E6*	E7*	E8*
<b>X</b>	500	500	500	500	500	500	500	500
<b>Y</b>	1' 7" 11/16	1' 7" 11/16	1' 7" 11/16	1' 7" 11/16	1' 7" 11/16	1' 7" 11/16	1' 7" 11/16	1' 7" 11/16
<b>Z</b>	1' 11" 13/16	1' 11" 13/16	1' 11" 13/16	1' 11" 13/16	1' 11" 13/16	1' 11" 13/16	1' 11" 13/16	1' 11" 13/16



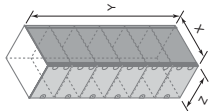
**TIPOLOGIA F/TYPE F**  
 Armadietto spogliatoio a 2 posti (divisione Z).  
 Two-person locker with division Z.  
 Fitted out with 2 bars and 2 clothes hooks.

	F1	F2	F3	F4
<b>X</b>	500	500	500	500
<b>Y</b>	1' 7" 11/16	1' 7" 11/16	1' 7" 11/16	1' 7" 11/16
<b>Z</b>	1' 11" 13/16	1' 11" 13/16	1' 11" 13/16	1' 11" 13/16



**TIPOLOGIA H/TYPE H**  
 Armadietto spogliatoio a 3 ante separate da ripiani intermedi.  
 Double-tier locker with 3 doors.

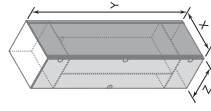
	H1	H2	H3	H4
<b>X</b>	500	500	500	500
<b>Y</b>	1' 7" 11/16	1' 7" 11/16	1' 7" 11/16	1' 7" 11/16
<b>Z</b>	1' 11" 13/16	1' 11" 13/16	1' 11" 13/16	1' 11" 13/16



**TIPOLOGIA L/TYPE L**  
 Armadietto spogliatoio a 6 ante separate da ripiani intermedi.  
 Five-tier locker with 6 doors.

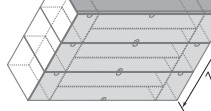
	L1	L2	L3	L4
<b>X</b>	500	500	500	500
<b>Y</b>	1' 7" 11/16	1' 7" 11/16	1' 7" 11/16	1' 7" 11/16
<b>Z</b>	1' 11" 13/16	1' 11" 13/16	1' 11" 13/16	1' 11" 13/16

**COMPOSIZIONE IN COLONNE / ARRANGEMENT IN COLUMNS**  
 Le misure reali di ogni colonna si differenziano leggermente in larghezza da quelle reali. In relazione al modello ed alla composizione a una, due o tre ante, lo spazio occupato in realtà dagli armadietti è leggermente inferiore rispetto a quello indicato nelle tabelle di fianco.  
 The nominal width of each column is slightly different from the real one. The real space occupied by the lockers according to the model and type (with one, two or three doors) is shown in the tables on the right.



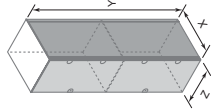
**UNA COLONNA/ONE COLUMN**

LARGHEZZA NOMINALE / NOMINAL WIDTH	LARGHEZZA REALE / REAL WIDTH	SINFONIA
300	312	310
1' 1" 13/16	1' 1" 9/32	1' 13/64
400	412	410
1' 3" 3/4	1' 4" 7/32	1' 4" 9/64



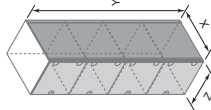
**TRE COLONNE/ THREE COLUMNS**

LARGHEZZA NOMINALE / NOMINAL WIDTH	LARGHEZZA REALE / REAL WIDTH	SINFONIA
900	912	910
2' 11" 7/16	2' 11" 29/32	2' 11" 7/16
1200	1212	1200
3' 11" 1/4	3' 11" 23/32	3' 11" 1/4



**TIPOLOGIA G/TYPE G**  
 Armadietto spogliatoio a 2 ante separate da ripiano intermedio con asta e 2 ganci appendiabiti.  
 Single-tier locker with 2 bars and 2 clothes hooks.

	G1	G2	G3	G4
<b>X</b>	500	500	500	500
<b>Y</b>	1' 7" 11/16	1' 7" 11/16	1' 7" 11/16	1' 7" 11/16
<b>Z</b>	1' 11" 13/16	1' 11" 13/16	1' 11" 13/16	1' 11" 13/16

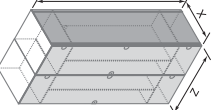
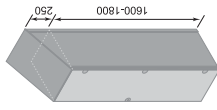


**TIPOLOGIA I/TYPE I**  
 Armadietto spogliatoio a 4 ante separate da ripiani intermedi.  
 Three-tier locker with 4 doors.

	I1	I2	I3	I4
<b>X</b>	500	500	500	500
<b>Y</b>	1' 7" 11/16	1' 7" 11/16	1' 7" 11/16	1' 7" 11/16
<b>Z</b>	1' 11" 13/16	1' 11" 13/16	1' 11" 13/16	1' 11" 13/16

**Tetto inclinato (optional)**  
 Le misure d'ingombro degli armadi con il tetto inclinato aumentano di 250 mm in altezza rispetto a quello del modello base scelto.

**Sloping hood (optional)**  
 The overall size of the lockers with a sloping hood is increased of 250mm in height if compared with the basic model selected.



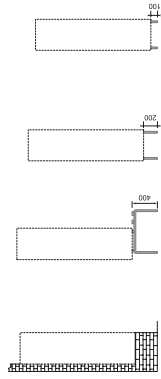
**DUE COLONNE/ TWO COLUMNS**

LARGHEZZA NOMINALE / NOMINAL WIDTH	LARGHEZZA REALE / REAL WIDTH	SINFONIA
600	612	605
1' 1" 11" 5/8	2' 3/32	1' 1" 13/16
800	812	805
2' 7" 1/2	2' 7" 31/32	2' 7" 11/16

**TIPO DI BASE/TYPE OF SUPPORT**

Le composizioni di armadi scelte, possono essere fornite senza nessun appoggio o proporzionate su:

- Piedini da 100 mm (Piedini da 200 mm / • Banca
- Le differenti combinazioni di lockers can be supplied either with no support at all or standing on:
  - 100 mm-long legs / • 200 mm-long legs / • bench



\* Aggiunta di Cavetto spazimabile per aerazione forzata  
 \* Addition of inspectionable Cavetto for forced aeration